

Horse Measurement Instructions

For the Sutter and Brooks Genetics Laboratories



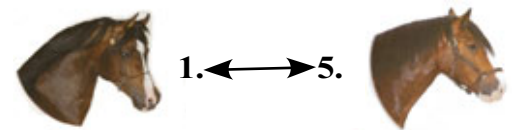
Cornell University
College of Veterinary Medicine

Before you begin, make sure your horse is standing on even ground. Measurements should be recorded in inches. Please do not attempt to measure an unwilling horse. We appreciate your contribution to our equine genetics research.

Body Condition:

Choose a value from 1-9, where 1 is extremely underweight, 9 is overweight and 5 is ideal.

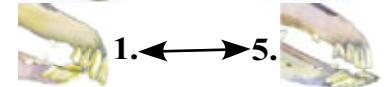
Skull Shape: Rate the skull shape where 1 is deeply dish-faced, 3 is a straight profile, and 5 is strongly Roman nosed.



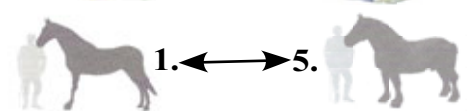
Feathering: Rate the amount of feathering where 1 is absolutely no feathering and 5 is copious feathering.



Bite Conformation: Rate the bite where 1 is an extreme overbite and 5 is an extreme underbite.




Bone Thickness: Rate bone thickness or heaviness without consideration of the horse's size, where 1 is a light, thin skeleton and 5 is a heavy, thick skeleton.

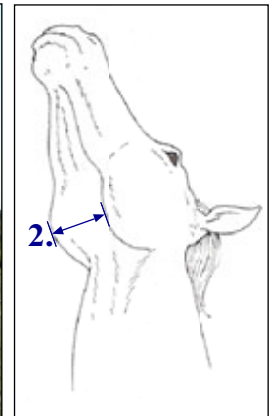


HEAD:

1. Eye to Eye Width: Standing in front of the horse, measure across the forehead between the inside corners of the eyes.



2. Jaw Width: Across the underside of the head, measure straight across from the deepest points of the cheekbones.




3. Head Length: Starting between the top corners of the two nostrils, measure straight to the front of the poll.

4. Muzzle Circumference: Take the circumference of the muzzle, settling the tape directly in front of the cheekbones.

5. Left Eye to Mouth Length: Measure from the corner of the mouth to the back corner of the eye.

6. Left Eye to Jaw Length: Measure from the back corner of the eye to the deepest point of the cheek curve.

7. Left Ear Length: On the side of the ear closest to the poll, measure from the base to the tip of the ear.





NECK

8. Length, Head Level with Withers: Measure from the back base of the ears to the withers, with your horse's head level with the withers.

9. Length, Head Down to the Ground: Measure as in 8., but with your horse's head stretched as close to the ground as possible.

10. Circumference, at Throat Latch: Settle the tape where the throat latch of the bridle goes. Pull it snugly but not uncomfortably for your horse.

11. Circumference, at Base: Settle the tape just in front of the withers. Let it rest on the chest and curve comfortably around the base of the neck.



BODY:

12. Height, at Withers: Measure from the ground to the highest point of the withers.

13. Height, at Croup: Measure from the ground straight up to the highest point of the rump.

14. Height, at Dock: Measure from the ground straight up to the base of the tail.

15. Tail Length: Start at the end of the bony portion of the tail and measure to the dock.

16. Withers to Croup, Straight: Measure across the back from the withers to the point of the croup. The tape won't touch the back except at the ends.

17. Withers to Croup, Contour: Measure the back from the withers to the croup, allowing the tape to relax and touch the entire length of the spine.

18. Length, Croup to Dock: Measure from the point of the croup to the base of the tail.

19. Chest Width: Feel for the humeral bones that project forward out of the chest and measure the distance between the outside edges.

20. Barrel Girth, at Heart: Settle the measuring tape where the girth of the saddle fits, directly behind the forelegs.

21. Barrel Girth, Maximum: Measure around the barrel at greatest circumference.

FORE LIMB:

22. Left Forearm Length: Measure from the point of the elbow to the back of the kneecap.

23. Left Fore Cannon Length: Measure from the back of the knee cap to the ergot.

24. Left Fore Cannon Midpoint Circumference: Measure around the cannon bone halfway between the knee and the ergot.

25. Left Fore Pastern Length: Measure from the ergot to the top of the coronet.

26. Left Fore Pastern Circumference: Measure around the pastern.

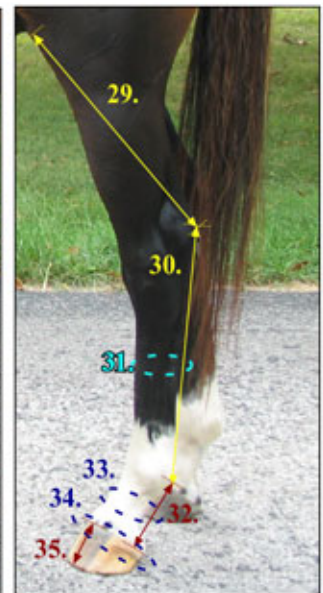
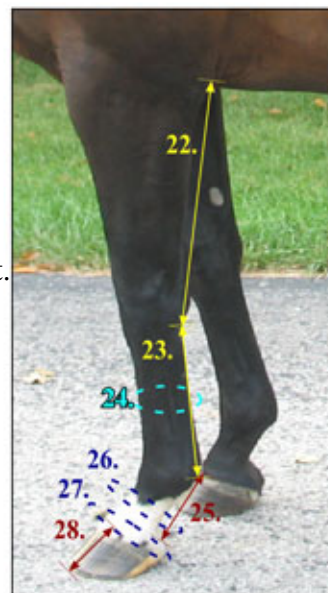
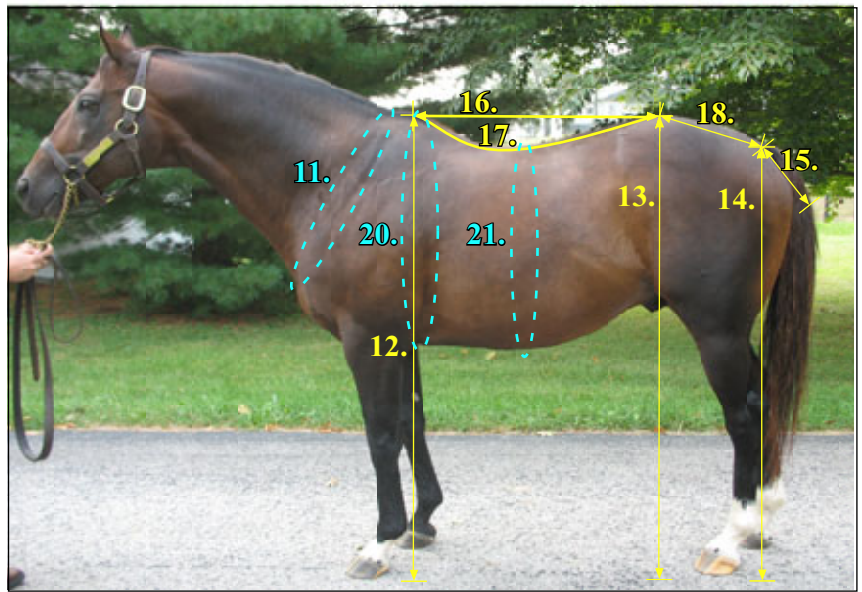
27. Left Fore Coronet Circumference: Measure around the coronet.

28. Left Hoof Length: Measure from the coronet to the bottom of the hoof.

HIND LIMB:

29. Left Gaskin Length: Measure from the point of the hip (feel under the flank muscles) to the point of the hock.

30. Left Hind Cannon Length: Measure from the point of the hock to the top of the fetlock.



For Measurements 31-35 of the hind limb, please follow the directions for 24-28. Thank you!